

DOORS  
FOR  
A GOOD  
ENTRY



TALMET  
ALUMINUM PANEL DOORS

A GOOD IMPRESSION RIGHT FROM THE DOOR



WE PROVIDE OUR DOORS  
WITHIN A SYSTEM

**aliplast**<sup>®</sup>  
aluminium systems



## DOORS FOR DEMANDING CUSTOMERS

Exclusive collection of high quality aluminum panel entrance doors, designed for the most demanding clients.

The product line combines precision, state-of-the-art technologies, great comfort and prestige.

The aluminum panel door is based on thermally insulated profiles characterized by great thermal and strength parameters. Door may be finished with high quality panels offering varied pattern & color option configuration as well as to varied locations of the glazing.

DOORS FOR A GOOD ENTRY

"THERE ARE THINGS THAT ARE KNOWN  
AND THINGS THAT ARE UNKNOWN IN  
BETWEEN ARE THE DOORS"

W. BLAKE

18 C

# STANDARD DOOR EQUIPMENT

## INSERT PANEL

- Door dimension 1200 x 2400 mm
- **Profiles of Superial 75 mm system**
- ! • aluminum sill 15 mm
- glazing pack 2 - chamber, 3 - pane (types: transparent, reflex, ornament, one-way mirror, sand blasted)
- anti-burglary glaze VSG 44 . 4
- 3 hinges Wala WX (height exceeding 2200 mm - additional 4th hinge).
- Triple lock GU , automatic.
- double-side door handle, stainless steel or a handle, single or double sided Q4 5, Q10, P45, P10, dimensions 300 - 1800 mm. In case of the option with the handle - normally the ring-type escutcheons plate
- colors - any color from the following palettes: RAL, IGP, Tiger
- non rated cylinders



## CLADDING

- door of dimensions 1200 x 2400 mm
- double side overlay panel
- **Genesis 75 mm system profiles** !
- aluminum sill 15 mm
- glazing pack 2 - chamber, 3 - pane (types: transparent, reflex, ornament, one-way mirror, sand blasted).
- Anti-burglary glazing VSG 44.4
- 3 roll hinges WalaWR (height exceeding 2200 mm - additional 4th hinge) .
- Triple lock GU, automatic.
- double side door handle, stainless steel or a handle, one or double sided, Q45, Q10, P45, P10 dimensions 300-1800 mm. In case of the option with the handle, normally the ring-type escutcheons plate
- any color from the following palettes: RAL, IGP, Tiger
- class C cylinders



### S U P E R I A L 7 5 mm (Standard for insert panels)

- installation depth 75 mm
- 3 chamber with a thermal spacer
- 2-seal
- U factor from 1,0 [ W / m 2 \* K ]
- economic variant meeting thermal requirements ✓

### G E N E S I S 7 5 mm (Standard for overlay panels)

- installation depth 75 mm
- 3 chamber with a thermal spacer
- 3-seal - innovative sealing solutions
- U factor from 0,8 [ W / m 2 \* K ] ✓✓
- very good thermal insulation ✓✓

### S T A R 9 0 mm (Premium option, payable - only for overlay panels)

- installation depth 90 mm 🏆
- 3 chamber with a thermal spacer perfect statics of the door
- Additional pane in the glazing pack, aluminum sill 20 mm
- U factor from 0,7 [ W / m 2 \* K ] ✓✓✓
- great thermal insulation ✓✓✓

\* Thermal insulation depends on combination of a profile and a panel thickness



**MILLO-01**



All colors from the palettes: RAL, IGP, Tiger  
Visualization: RAL: 7022



All types of glass from the catalog.  
Visualization: milk glass with translucent stripes.  
In case of choosing other glass type - glass without stripes.



All door handles and handles: standard equipment  
Visualized: Q10 stainless steel, L: 1200mm



Grooves milled only from the outside, surcharge for milling from inside according to the extra charge table.



**MILLO-02**



All colors from the palettes: RAL, IGP, Tiger  
Visualization: RAL: 7016



All types of glass from the catalog.  
Visualization: milk glass with translucent stripes.  
In case of choosing other glass type - glass without stripes.



All door handles and handles: standard equipment  
Visualized: Q10 stainless steel, L: 1200mm



Grooves milled only from the outside, surcharge for milling from inside according to the extra charge table.



**MILLO-03**



All colors from the palettes: RAL, IGP, Tiger  
Visualization: RAL: 7016, Inox



All types of glass from the catalog.  
Visualization: milk glass with translucent stripes.  
In case of choosing other glass type - glass without stripes.



All door handles and handles: standard equipment  
Visualized: Q10 stainless steel, L: 1200mm



Grooves milled only from the outside, surcharge for milling from inside according to the extra charge table.  
Standard application from the outside only. Available colors: Inox  
Surcharge for application from inside: according to the extra charge table.



59c

4a





# DOORS FOR A GOOD ENTRY



**MILLO-04**



All colors from the palettes: RAL, IGP, Tiger  
Visualization: RAL: 9005



All door handles and handles: standard equipment  
Visualized: Q10 stainless steel, L: 1200mm



Double side plain



**MILLO-05**



All colors from the palettes: RAL, IGP, Tiger  
Visualization: RAL: 9016



All door handles and handles: standard equipment  
Visualized: Q10 stainless steel, L: 1000mm



Grooves milled only from the outside, surcharge for milling from inside according to extra charge table.



**MILLO-06**



All colors from the palettes: RAL, IGP, Tiger,  
Visualized RAL: 7016 with: RAL: 3003



All door handles and handles: standard equipment  
Visualized: Q10 stainless steel, L: 1200mm





Grooves milled only from the outside, surcharge for internal milling according to the extra charge table.  
Standard application from the outside only.  
Surcharge for application from inside: according to the extra charge table  
Available colors: RAL, Inox, IGP, Tiger, Wood Color Effect\*  
**Note!Application: Wood ColourEffect - acc. to the extra charge table**


# DOORS FOR A GOOD ENTRY




**MILLO-07**

 All colors from the palettes: RAL, IGP, Tiger  
Visualization: RAL: 6005


 All types of glass from the catalog.  
Visualization: milk glass


 All door handles and handles: standard equipment  
Visualized: Q10 stainless steel, L: 1200mm


 Grooves milled only from the outside, surcharge for internal milling according to extra charge table.




**MILLO-08**

 All colors from the palettes: RAL, IGP, Tiger  
Visualization: RAL: 7016, Inox


 All types of glass from the catalog.  
Visualization: milk glass


 All door handles and handles: standard equipment  
Visualized: Q10 stainless steel, L: 1200mm


 Grooves milled only from the outside, surcharge for internal milling according to the extra charge table. Standard application from the outside only. Surcharge for application from inside: according to the extra charge table. Available colors: RAL, Inox, IGP, Tiger.




**MILLO-09**

 All colors from the palettes: RAL, IGP, Tiger,  
Visualized RAL: 7001 with Wood Colour Effect

 All types of glass from the catalog.  
Visualization: milk glass

 All door handles and handles: standard equipment  
Visualized: Q10 stainless steel, L: 1200mm

 Grooves milled only from the outside, surcharge for internal milling according to the extra charge table. Standard application from the outside only. Surcharge for application from inside: according to the extra charge table. Available colors: Wood Colour Effect.

65c



# DOORS FOR A GOOD ENTRY



**MILLO-10**



All colors from the palettes: RAL, IGP, Tiger  
Visualization: RAL: 3004



All types of glass from the catalog.  
Visualization: milk glass with translucent stripes.  
In case of choosing other glass type - glass without stripes.



All door handles and handles: standard equipment  
Visualized: Q10 stainless steel, L: 1200mm



Grooves milled only from the outside, surcharge for milling from inside according to the extra charge table.



**MILLO-11**



All colors from the palettes: RAL, IGP, Tiger  
Visualization: RAL: 7016



All types of glass from the catalog.  
Visualization: milk glass with translucent stripes. In case of choosing other glass type - glass without stripes.



All door handles and handles: standard equipment  
Visualized: Q10 stainless steel, L: 1200mm



Grooves milled only from the outside, surcharge for milling from inside according to the extra charge table.



**MILLO-12**



All colors from the palettes: RAL, IGP, Tiger  
Visualization: RAL: 7022, Inox



All types of glass from the catalog.  
Visualization: milk glass with translucent stripes. In case of choosing other glass type - glass without stripes.



All door handles and handles: standard equipment  
Visualized: Q10 stainless steel, L: 1200mm



Grooves milled only from the outside, surcharge for internal milling according to the extra charge table. Standard application from the outside only. Surcharge for application from inside: according to the extra charge table.



**MILLO-13**



All colors from the palettes: RAL, IGP, Tiger  
Visualization: RAL: 7035



All door handles and handles: standard equipment  
Visualized: PS: stainless steel, L: 1800mm  
**Note! PS handle is not a part of standard equipment.**



Grooves milled only from the outside, surcharge for milling from inside according to the extra charge table.



**MILLO-14**



All colors from the palettes: RAL, IGP, Tiger  
Visualization: RAL: 9005



All door handles and handles: standard equipment  
Visualized: PS: stainless steel, L: 1800mm  
**Note! PS handle is not a part of standard equipment.**



Grooves milled only from the outside, surcharge for milling from inside according to the extra charge table.



**MILLO-15**



All colors from the palettes: RAL, IGP, Tiger,  
Visualization RAL: 7048



All types of glass from the catalog.  
Visualization: milk glass



All door handles and handles: standard equipment  
Visualized: PS: stainless steel, L: 1800mm  
**Note! PS handle is not a part of standard equipment.**



Grooves milled only from the outside, surcharge for internal milling according to the extra charge table



## MILLO-16



All colors from the palettes: RAL, IGP, Tiger  
Visualization: RAL: 7042



All types of glass from the catalog.  
Visualization: milk glass



All door handles and handles: standard equipment  
Visualized: Q10 stainless steel, L: 1200mm



Double side plain.



## MILLO-17



All colors from the palettes: RAL, IGP, Tiger  
Visualization: RAL: 6008



All types of glass from the catalog.  
Visualization: milk glass



All door handles and handles: standard equipment  
Visualized: Q10 stainless steel, L: 1200mm



Double side plain.



## MILLO-18



All colors from the palettes: RAL, IGP, Tiger  
Visualization: RAL: 9005, Inox



All types of glass from the catalog.  
Visualization: milk glass



All door handles and handles: standard equipment  
Visualized: Q10 stainless steel, L: 1200mm



Double side plain. Standard application from the outside only.  
Surcharge for application from inside: according to the extra charge table.

Available colors: RAL, Inox, IGP, Tiger, Wood Colour Effect\* Note!  
**Application: WoodColour Effect - acc. to extra charge table.**



6c

8A








# DOORS FOR A GOOD ENTRY




**MILLO-19**

 All colors from the palettes: RAL, IGP, Tiger  
Visualized RAL: 7035 with black application


 All types of glass from the catalog.  
Visualization: milk glass


 All door handles and handles: standard equipment  
Visualized: Q10 black, L: 1200mm


 Standard application from the outdoors  
Surcharge for application from inside: according to the extra charge table.  
Available colors: RAL, Inox, IGP, Tiger




**MILLO-20**

 All colors from the palettes: RAL, IGP, Tiger  
Visualization: RAL: 7026, Inox


 All types of glass from the catalog.  
Visualization: milk glass


 All door handles and handles: standard equipment  
Visualized: Q10 stainless steel, L: 1200mm


 Grooves milled only from the outside, surcharge for milling from inside according to the extra charge table. Standard application from the outside only.  
Surcharge for application from inside: according to the extra charge table. Available colors: Inox




**MILLO-21**

 All colors from the palettes: RAL, IGP, Tiger  
Visualization: RAL: 8017, Inox

 All types of glass from the catalog.  
Visualization: milk glass

 All door handles and handles: standard equipment  
Visualized: Q10 stainless steel, L: 1200mm

 Grooves milled only from the outside, surcharge for milling from the inside according to the extra charge table. Standard application from the outside only. Surcharge for application from inside: according to the extra charge table.  
Available colors: RAL, Inox, IGP, Tiger, Wood Color Effect\*  
**Note! Application: Wood Colour Effect- acc. to the extra charge table**

# DOORS FOR A GOOD ENTRY



**MILLO-22**



All colors from the palettes: RAL, IGP, Tiger  
Visualization: RAL: 9005



All door handles and handles: standard equipment  
Visualized: door handle H1 inox



Grooves milled only from the outside, surcharge for milling from inside according to extra charge table.



**MILLO-23**



All colors from the palettes: RAL, IGP, Tiger  
Visualization: RAL: 9003



All door handles and handles: standard equipment  
Visualized: door handle H1 black



Grooves milled only from the outside, surcharge for milling from inside according to the extra charge table.



**MILLO-24**



All colors from the palettes: RAL, IGP, Tiger.  
Visualization RAL: 9005



Visualization: milk glass with translucent stripes. I  
n case of choosing other glass type - glass without stripes.



All door handles and handles: standard equipment  
Visualized: door handle H1 black



Grooves milled only from the outside, surcharge for milling from inside according to the extra charge table.



**MILLO-25**



All colors from the palettes: RAL, IGP, Tiger.  
Visualization RAL: 7021



**Note! Price does not include the light displayed on the visualization.**  
Visualization: milk glass with translucent stripes. In case of choosing other glass type - glass without stripes.



All door handles and handles: standard equipment  
Visualized: door handle H1 black



Grooves milled only from the outside, surcharge for internal milling according to the extra charge table.



**MILLO-26**



All colors from the palettes: RAL, IGP, Tiger.  
Visualization RAL: 7040



**Note! Price does not include the light displayed on the visualization.**  
Visualization: milk glass with a translucent strip. In case of choosing other glass type - glass without the strip.



All door handles and handles: standard equipment  
Visualized: door handle H1 black



Grooves milled only from the outside, surcharge for milling from inside according to extra charge table.



17b

# DOORS FOR A GOOD ENTRY



**MILLO-27**



All colors from the palettes: RAL, IGP, Tiger  
Visualization: IGP: 713822



All door handles and handles: standard equipment Visualized: PS-W; stainless steel, L: 1600mm  
**Note! PS-W handle is not a part of standard equipment.**



Grooves milled only from the outside, surcharge for milling from inside according to the extra charge table.



**MILLO-28**



All colors from the palettes: RAL, IGP, Tiger  
Visualization: RAL: 4007



All door handles and handles: standard equipment  
Visualized: P10, stainless steel, L: 1800mm Ø30



Grooves milled only from the outside, surcharge for milling from inside according to the extra charge table.



**MILLO-29**



All colors from the palettes: RAL, IGP, Tiger.  
Visualization: IGP: SP7162



All types of glass from the catalog.  
Visualization: milk glass



All door handles and handles: standard equipment  
Visualized: P10, stainless steel, L: 1800mm Ø30



Grooves milled only from the outside, surcharge for milling from inside according to the extra charge table.



## MILLO-30



All colors from the palettes: Wood Colour Effect  
Visualization: WDOR01 Nut



All types of glass from the catalog.  
Visualization: milk glass



All door handles and handles: standard equipment  
Visualized: door handle H1 inox



Grooves milled only from the outside, surcharge for milling from inside according to the extra charge table.



## MILLO-31



All colors from the palettes: Wood Colour Effect  
Visualization: WDDN01 Winchester



All types of glass from the catalog.  
Visualization: reflex glazing, brown

**Note! Price does not include the side lights displayed on the visualization.**



All door handles and handles: standard equipment  
Visualized: Q10, stainless steel, L: 1200mm



Grooves milled only from the outside, surcharge for milling from inside according to the extra charge table.



## MILLO-32



All colors from the palettes: Wood Colour Effect  
Visualization: WDWN01 Winchester



All types of glass from the catalog.  
Visualization: one-way mirror



All door handles and handles: standard equipment  
Visualized: H1 black



Grooves milled only from the outside, surcharge for milling from inside according to the extra charge table.



# DOORS FOR A GOOD ENTRY



**MILLO-33**



All colors from the palettes: RAL, IGP, Tiger  
Visualization: IGP: 713862



All door handles and handles: standard equipment  
Visualized: P10, stainless steel, L: 1400mm



Grooves milled only from the outside.  
Door plain from the inside.



**MILLO-34**



All colors from the palettes: RAL, IGP, Tiger  
Visualization: RAL: 5026



All door handles and handles: standard equipment  
Visualized: P10 black, L: 1400mm



Grooves milled from the outside.  
Door plain from the inside.



**MILLO-35**



All colors from the palettes: RAL, IGP, Tiger,  
Visualization: IGP: 713822



All types of glass from the catalog.  
Visualization: milk glass



All door handles and handles: standard equipment  
Visualized: P10, stainless steel, L: 1400mm



Grooves milled from the outside.  
Door plain from the inside.







**MILLO-36**





**MILLO-37**





 All colors from the palettes: RAL, IGP, Tiger  
Visualization: RAL: 5020


 All door handles and handles: standard equipment  
Visualized: Q10, stainless steel, L: 1000mm

 Grooves milled only from the outside, surcharge for milling from inside according to extra charge table.

 All colors from the palettes: RAL, IGP, Tiger  
Visualization: RAL: 7000

 All types of glass from the catalog.  
Visualization: reflex glazing

 All door handles and handles: standard equipment  
Visualization: Q10, stainless steel, L: 1000mm

 Grooves milled only from the outside, surcharge for milling from inside according to extra charge table.

## LIGHT GLAZING

- transparent glazing
- reflex glazing
- ornament glazing
- one-way mirror glazing
- sand blasted glazing

**SINGLE**



**DOUBLE**

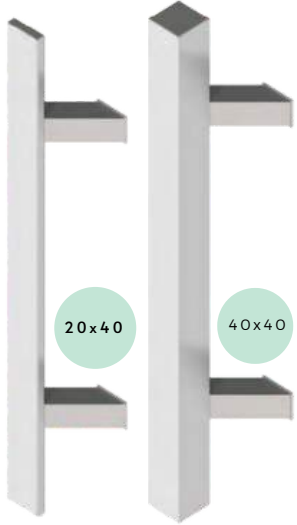


**TRIPLE**



# HANDLES AND DOOR HANDLES - STANDARD

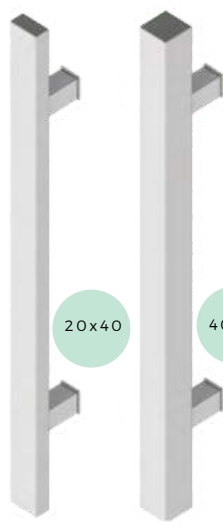
**Q45**



20x40

40x40

**Q10**



20x40

40x40

**P45**



Ø30

Ø40

**P10**



Ø30

Ø40

**Door handle H1**



**Door handle H2**



**Door handle H1 and H2:** Material: aluminum  
Colors: Inox or RAL

**Door handle H6**




**Door handle H6:** Material: aluminum  
Long or short escutcheons  
Colors: Inox or RAL

L: standard: 300-1800mm  
L: non-stand. 1801-2200mm - extra payment acc. to the extra payment table (height exceeding 1800mm - only 40x40 variant)  
Colors: stainless steel or RAL

**Handles P45 and P10:** L: standard 300-1800mm  
L: non-stand. 1801-2200mm - extra payment acc. to the extra payment table (height exceeding 1800mm - only Ø40 variant)  
Colors: stainless steel or RAL

# ADDITIONAL OPTIONS

**Q10D**




40x40

**Q45D**



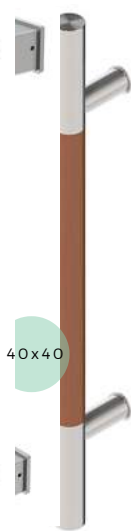
40x40

**Q90**



20x40

**Q90D**



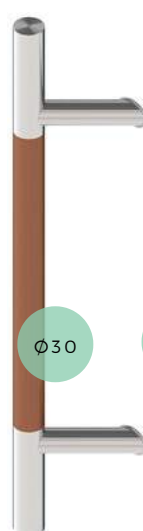
40x40

**Q90D**



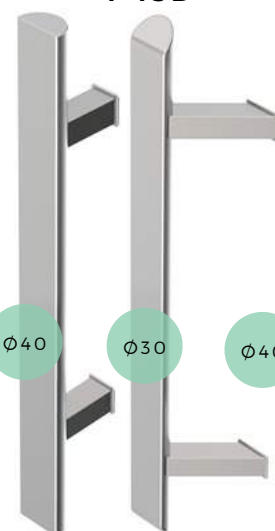
40x40

**P10D**




Ø30

**P45D**



Ø40

**P45D**



Ø30

**P45D**



Ø40

**DQ10**



**DQ45-S2**



**DQS**



**PS**



**PS-W**



**KA-1**



**Handles Q10D and Q45D:**  
L: 1000, 1200, 1600mm

**Handle Q90:**  
L: 300-800mm  
L: 1000-2200mm

**Handle Q90D:**  
L: 800-1600mm

**Handles P10D and P45D:**  
L: 600-1600mm

**Handles DQ10 and DQ45-S2:**  
L: 300-800mm  
L: 1000-2200mm

**Handle DQS:**  
L: 960mm

**Handles PS and PS-W:**  
L: 1500-2400mm

**Handle KA-1:**  
L: 800-2000mm

# ADDITIONAL OPTIONS

## NON STANDARD OPTIONS

STAR 90mm system

Roll hinges of the insert panel doors

3 concealed hinges (please inquire about feasibility)

Electric engine

Wood-effect color

Security bolts 2 pcs.

An insert with a knob, from the inside

door closer

door closer, with a rail,

Concealed door closer, with a lock

Electric door strike

Round door handle, stainless steel

Micro-switch or touch sensor in a handle

Fingerprint reader

Numerical keyboard

Transponder (card reader) I d e n c o m



Roll hinge



Hinge  
- open



Hinge  
- concealed



Fingerprints  
reader



Numerical  
keyboard



Transponder



Micro-switch



Arm door closer

Door closer Open with a rail

## COLOR PALLETS:

-Door colors are based on pallets provided by the system owner - Aliplast.

We have a few color pallets:

- mat
- glossy
- light structure I G P S 2
- Full structure S T

Note Colors of the entrance doors may deviate slightly from colors of profiles.

It is possible to order different colors of the door frame and the door sash.

This option is free of charge.

The manufacturer shall not charge two color options (inside and outside color of door)

## RAL

- Bottle green, fiery red, or classic anthracite? Let your home have its character at the first glance. Standard color includes any color from the RAL palette.



## Wood-effect color

- Aliplast Wood Colour Effect palette includes 16 woodgrain colors : golden oak, walnut, mahogany, swamp oak, beech, pine, sienna P L, sienna rosso, winchester, golden cherry, wenge, dark mahogany, classic golden oak,



## **PRICES:**

- Prices in the price list are net.
- Add the VAT tax to the prices acc. to valid rates.
- Advance payments and terms are established in terms & conditions of the cooperation.
- The price list does not constitute an offer in the light of the Civil Code.
- The price list is binding in the area of Poland.

## **REALIZATIONS:**

- Non-standard orders are subject to individual pricing.
- Orders are completed after an advance payment has been made.
- Orders are completed within 6-8 weeks. Detailed term is determined in the order confirmation
- Talmet S . C . Company reserves its right to all provided products till the entire payment has been made.

## **GUARANTEE**

- Delivered products are defect free.

- Products for residential use have a 5-year guarantee covering aluminum joinery, varnish and woodgrain coating and a 1-year guarantee on accessories (hinges, handles, locks, handles, door closers).

- Products for public use have a 2-year guarantee for joinery and a 1-year guarantee for accessories. It is possible to extend the guarantee from 2 to 5 years on individual conditions.

- A condition to use the guarantee is a purchase evidence document.

- A way the guarantee is performed depends on the manufacturer. It can repair the complained product, replace it or reduce the price.

### **THE GUARANTEE SHALL NOT COVER:**

- Mechanical damage,
- Damage caused by improper use and maintenance.
- Structural changes made by the customer without manufacturer's approval.
- Repairs carried out by persons not authorized by the manufacturer.
- Visible defects such as mechanical damages, scratches on the profile and glass.

The purchaser is obliged to report any defects such as mechanical damage, scratches on the profile and glass upon receipt of the goods

## **WASHING AND USE**

- Wash the door once a year at least.
- Use warm, clean water with a gentle detergent and cotton cloth.
- Neither use the water steam to wash the surface nor strong acid or alkaline detergents.
- Do not use organic solvents with ketones, alcohols or chlorine since they may react with the aluminum
- Powder coats are not resistant to mechanical damages caused by abrasive materials
- Too long lasting protective tapes may cause strong adherence to the powder coat and may result in impossibility to remove the tapes without damaging the powder coats.

### **NOTE:**

General commercial terms & conditions: [www.talmet.pl](http://www.talmet.pl)



## ABOUT US

More than 30 year experience in the field of aluminum joinery production has enabled us to implement solid standards.

Our special attention is paid to

- thermal issues, hence, we focus on energy saving solutions,
- high quality materials and professional machine park as well as
- aesthetics.



## HIGH QUALITY

Perfect appearance and reliability? We know how to ensure this combination!

We design aluminum doors taking care for every detail.

At every stage of production we care for high precision and high quality.

Are you a distributor looking for a trust worthy manufacturer?

We are for you!



## OUR CLIENTS

The offer is also addressed to dealers of window & door joinery looking for professional cooperation characterized by:

- High customer service quality
  - Punctuality
- Guarantee service and post-guarantee service
- Professional consultancy
  - Production adjusted to individual needs.

---

# TALMET

TALMET S.C. KAMIL PUCHAŁKA, ZUZANNA PUCHAŁKA

tel. 33 81 74 020  
biuro@talmet.pl  
www.talmet.pl

COPYRIGHT BY TALMET S.C.  
KAMIL PUCHAŁKA, ZUZANNA PUCHAŁKA

---